

Invaluable when the power source cannot be situated directly beside the welder, remote controls can help improve productivity and reduce welder fatigue.

Product compatibility

KRYPTON 401 DC
TITANIUM 321 AC/DC



Compatible processes

MMA / TIG

How it works

The foot pedal is used to control the current from minimum up to 100% of the current that is set on the machine.

In TIG, the power source only operates in 2T mode. Current rise and fade are no longer controlled by the power source (inactive functions) but rather by the operator using the foot pedal.

Example:

The minimum current of the product is 5A. The welder has set the unit to 120A. Using the foot pedal, the current can be adjusted between 5A and 120A.





Cable length

5 m

Accessories (optional extras)

7-pin male connector

046238

			
mm	kg		
260 x 160 x 110	3	5 m	7 pins