

## 2 in 1 : Starter & Power Supply.






- Starts instantly motorcycle, car, camper van without risk to the vehicle electronics.
- Supplies all electrical devices with 12 V DC, thanks to its 28 Ah internal battery.
- Extra light to facilitate visibility during the operation.

### SELF CONTAINED STARTER

- ✓ GYSPACK 660 instantaneously starts **cars, camper vans, vans, petrol or diesel** (Peak current is 640A/1900A).

### POWER SUPPLY

- ✓ **The powerful integrated 28 Ah battery** turns the GYSPACK 660 into a very useful portable 12V power supply for many electrical devices: TV's, light, laptops, etc...

	4 W 72 h		15 W 19 h	
	9 W 32 h		24 W 12 h	80 W 3.5 h



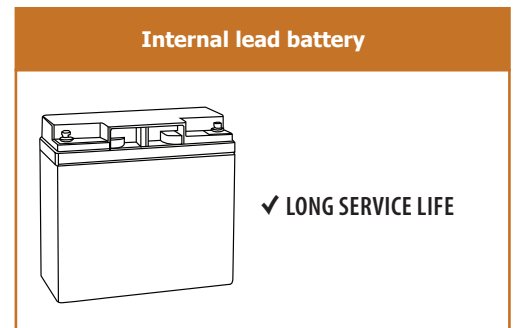
Included :  
- Automatic charger 12V (ref. 027992)

### INTEGRATED LED LIGHT

- ✓ Suitable for use at night or in low-light environments, the GYSPACK 660 incorporates a light comprised of 7 powerful LEDs (7x 3.6W).

### INTEGRATED TESTER









- ✓ The GYSPACK 660 has a display indicating the state of charge of the internal battery.



## PROFESSIONAL MACHINE

- ✓ **Automatic charger 230V /12V Floating:** to charge the internal battery unsupervised.
  - Charge the battery up to 100%, maximising its life and efficiency.
  - Can be left permanently to the main (Gyspack has to be charged after each operation).
- ✓ **ON/OFF switch button**, to avoid misuse.
- ✓ **Alarm beep** in case of **reversed polarity**.
- ✓ **Copper cables 2 x 1.30m, ø 25mm<sup>2</sup> with isolated 600 A clamps.**
- ✓ **Equipped with an easily replaceable external fuse** (replacement fuse included).



INSIDE	START 				TEST 	EXTERNAL 12V DC / 2A DC 	PROTECTION 		POWER SUPPLY 			
	Battery	I 1V/C	Cranking CC	Peak Battery			ON/OFF	Reverse Polarity				
28 Ah	12 V	640 A	1200 A	1900 A	•	EXTERNAL 12V DC / 2A DC	•	•	12 V DC	200 A	35 x 19 x 40	13,5